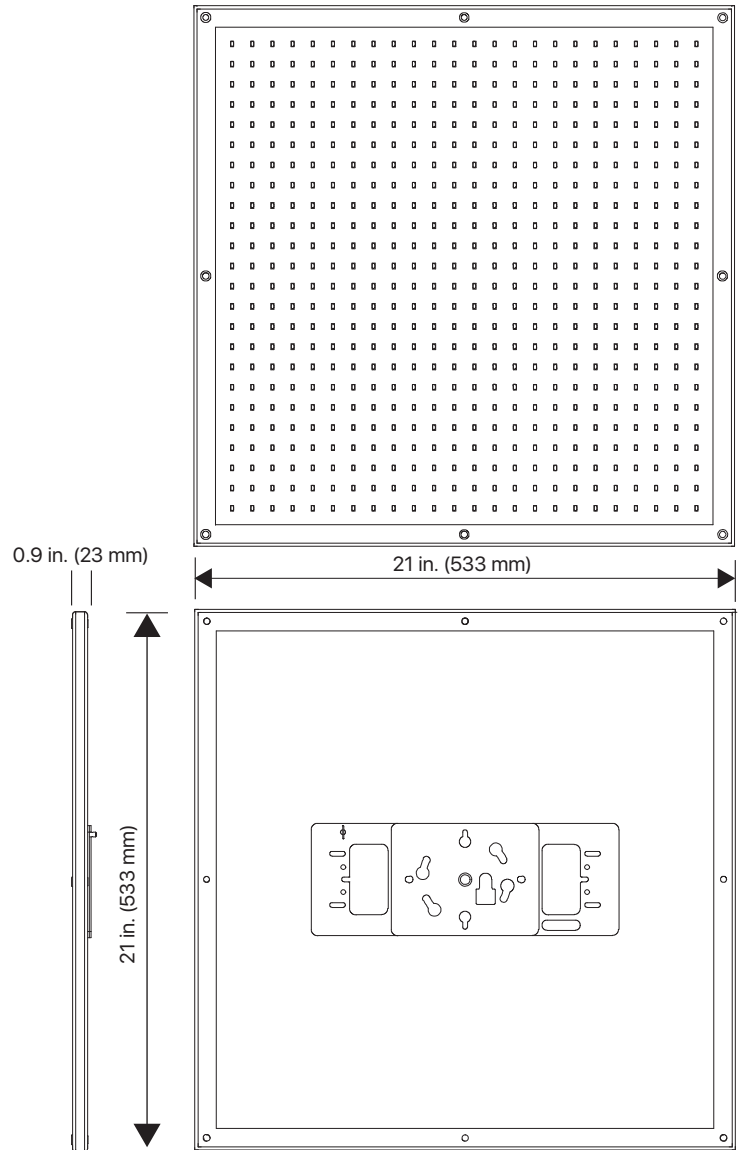


MODEL - S2 LITEMAT 2 (TWO), CINEMA/TELEVISION LED LIGHTING SYSTEM

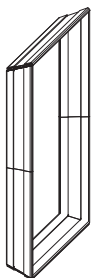
S2 LITEMAT 2 is a lightweight LED lighting fixture system designed for cinema, television, and HD video. By providing evenly spaced, color-correct LEDs spread out over a large area, LiteMat creates soft light without requiring diffusion. The “soft-through-pixelization” method allows the unit to achieve bright light levels while remaining 0.9 in. (23 mm) thick in size and 3.5 lb (1.6 kg) in weight.

PARTS & ACCESSORIES

LiteMat Head:	LM-TWO-HY-MAT
LiteDimmer	Pro Hybrid: LD-PRO-HYBRID
Actuator Tool:	TOOL-ACTUATOR
Remote Trigger:	2110002
LitePower Supply	8A: PS-12V-8A-F-UL
LitePower Extensions	3': CA-PH3-EXT-3F-FLAT-B 6': CA-PH3-EXT-6F-FLAT-B 12': CA-PH3-EXT-12F-FLAT-B 24': CA-PH3-EXT-24F-FLAT-B
LiteMount:	LMA-LITEMOUNT
Center Mount:	LMA-MOUNT-S
Pistol-Grip Mount:	LMA-MOUNT-PISTOLGRIP
PolySkirt:	LMA-TWO-SKIRT
PolySnoot:	LMA-TWO-SNOOT
Parasquare® Louver:	LMA-TWO-LC-GRID
PolyGrid	15: LMA-TWO-LC-PG15 30: LMA-TWO-LC-PG30 60: LMA-TWO-LC-PG60 90: LMA-TWO-LC-PG90
SoftGrid 30°:	LMA-TWO-LC-SG30
Diffusion	Quarter: LMA-TWO-DIFF-Q Half: LMA-TWO-DIFF-H Full: LMA-TWO-DIFF-F
KitBag:	LMA-TWO-BAG



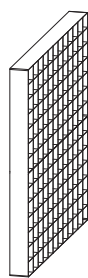
ACCESSORIES



PolySkirt



PolySnoot



SoftGrid



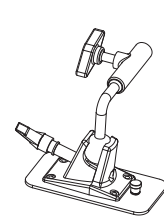
Parasquare®
Louver



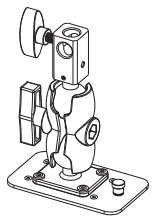
PolyGrid



Diffusion



Center Mount



LiteMount

MECHANICAL AND ELECTRICAL SPECIFICATIONS (US/METRIC)

Height		Width		Depth		Weight		Voltage	Current	Power	LED Qty
(in.)	(mm)	(in.)	(mm)	(in.)	(mm)	(lb)	(kg)	(VDC)	(Amps)	(Watts)	
21	533	21	533	0.9	23	3.5	1.6	12	8.33	100	576

PHOTOMETRIC SPECIFICATIONS (US/METRIC)

Kelvin	CCT (K)	CRI	TLCI	Lumens	fc @ 12 in. (Lux @ 30 cm)	fc @ 24 in. (Lux @ 61 cm)	fc @ 36 in. (Lux @ 91 cm)	fc @ 48 in. (Lux @ 122 cm)	fc @ 60 in. (Lux @ 152 cm)	.fc @ 72 in. (Lux @ 183 cm)	fc @ 84 in. (Lux @ 213 cm)	fc @ 96 in. (Lux @ 244 cm)
Tungsten	2600	97+	96+	4724	1405 (15115)	351 (3779)	156 (1679)	88 (945)	56 (605)	39 (420)	29 (309)	22 (236)
Mid	4300	95+	95+	5096	3138 (33764)	785 (8441)	349 (3752)	196 (2110)	126 (1351)	87 (938)	64 (689)	49 (528)
Daylite	6000	95+	95+	5470	1836 (19753)	459 (4938)	204 (2195)	115 (1235)	73 (790)	51 (549)	38 (403)	29 (309)

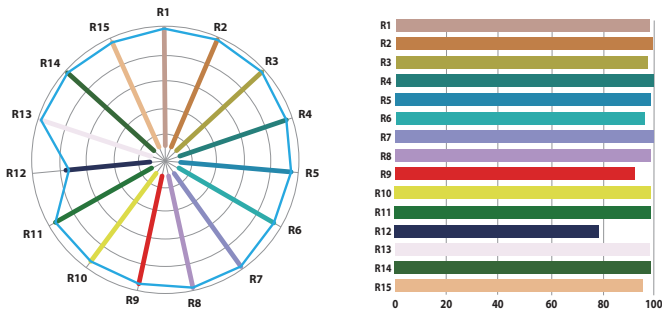
Measurements obtained are an average from random S2 LiteMat 2 units under lab conditions.

BEAM SPREAD (US/METRIC)

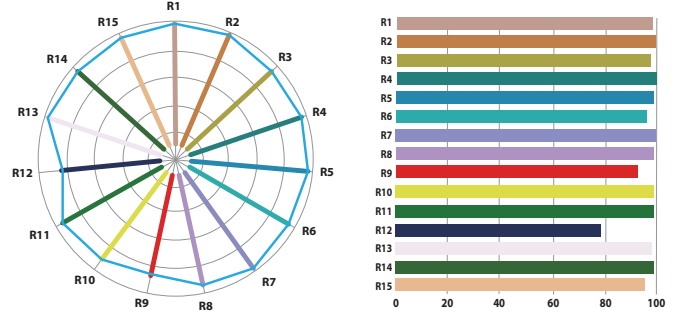
Beam Size H x W (in)	31 x 31	62 x 62	93 x 93	125 x 123	156 x 154	187 x 185	218 x 216	249 x 247
Distance (in)	12	24	36	48	60	72	84	96
Distance (cm)	30	61	91	122	152	183	213	244
Beam Size H x W (cm)	79 x 79	157x 157	236 x 236	318 x 312	396 x 391	475 x 470	554 x 549	632 x 627

Measurements obtained using a S2 LiteMat 2 at horizontal position connected directly to a 15A, 12VDC LitePower Supply under lab conditions.

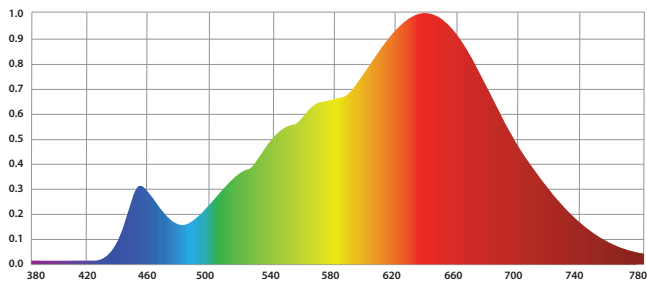
TUNGSTEN COLOR RENDERING INDEX



DAYLITE COLOR RENDERING INDEX



TUNGSTEN SPECTRAL GRAPH



DAYLITE SPECTRAL GRAPH

